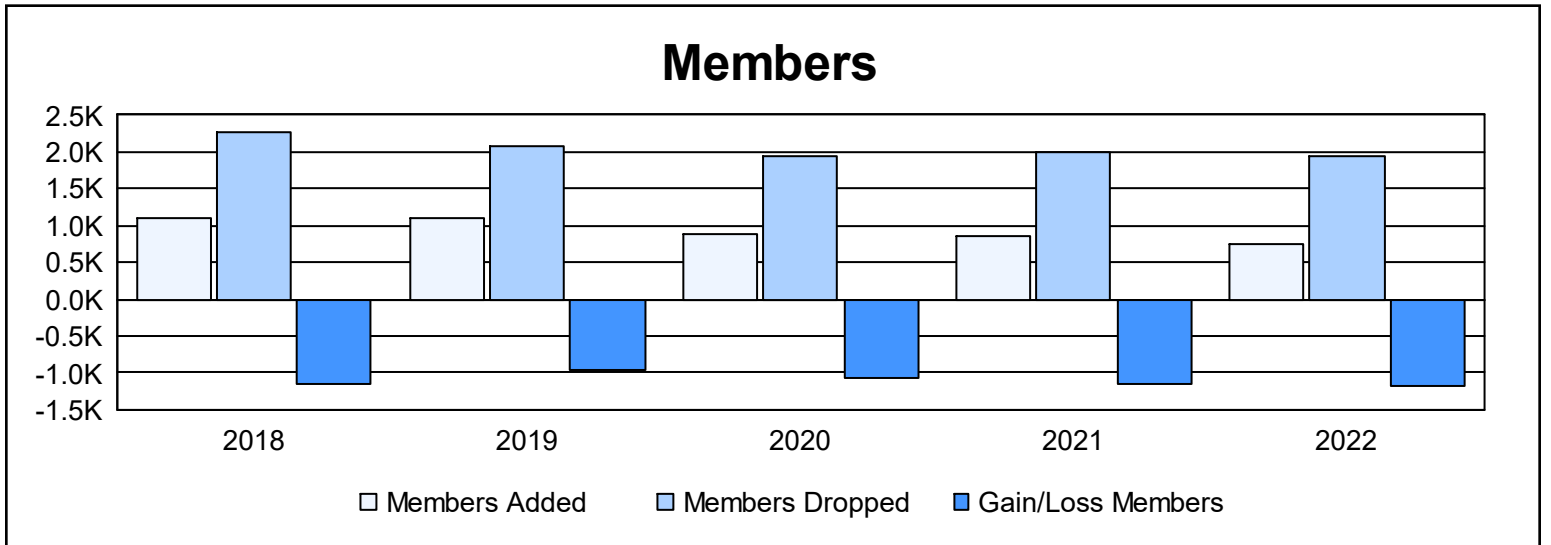
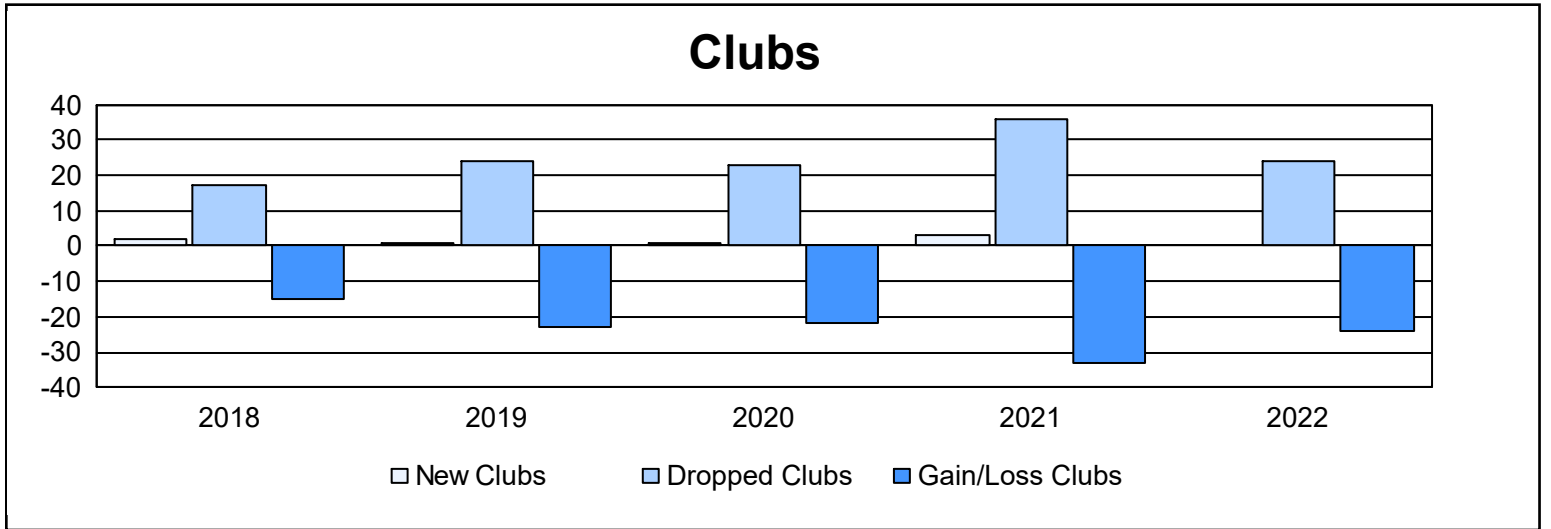
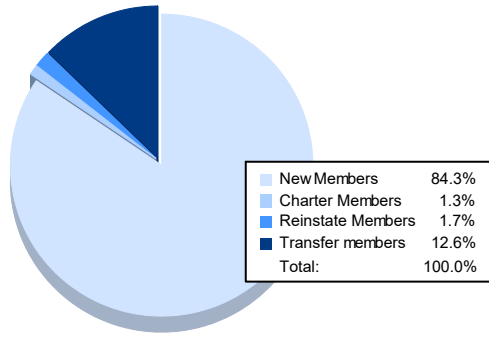


Year	New Clubs	Dropped Clubs	Gain/ Loss Clubs	New Members	Charter Members	Reinstate Members	Transfer Members	Total Member Added	Total Members Dropped	Gain/ Loss Members
2017-2018	2	17	-15	938	78	16	82	1,114	2,259	-1,145
2018-2019	1	24	-23	909	43	25	124	1,101	2,068	-967
2019-2020	1	23	-22	732	34	17	98	881	1,946	-1,065
2020-2021	3	36	-33	567	93	16	170	846	1,988	-1,142
2021-2022	0	24	-24	640	10	13	96	759	1,934	-1,175
<b>Average</b>	<b>1</b>	<b>25</b>	<b>-23</b>	<b>757</b>	<b>52</b>	<b>17</b>	<b>114</b>	<b>940</b>	<b>2,039</b>	<b>-1,099</b>



### Membership Composition June 2022 Cumulative



### Gender Composition June 2022 Cumulative

